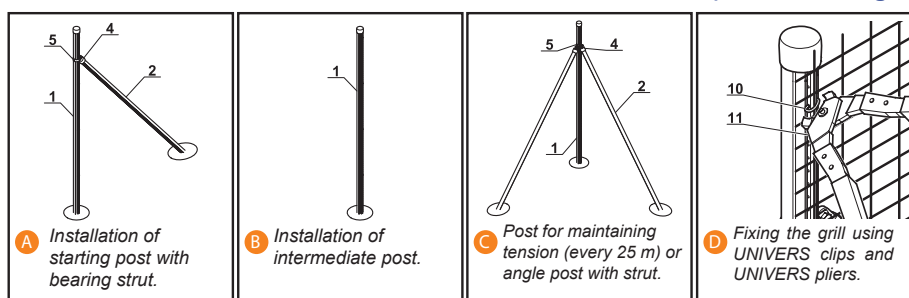


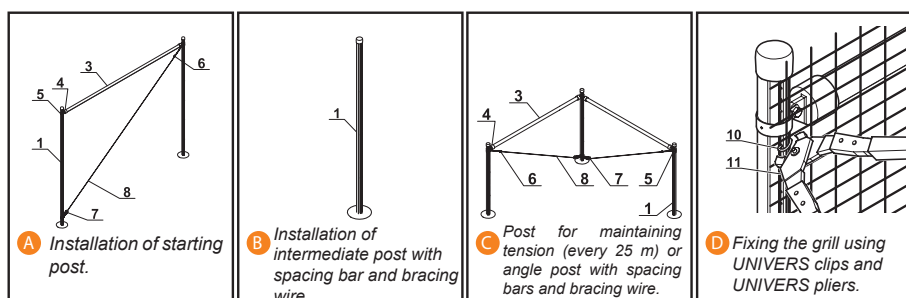
UNIVERS POSTS

UNIVERS post + Welded rolls

- INSTALLATION WITH BEARING STRUT RECOMMENDED FOR NH (Nominal Height) < 2 M

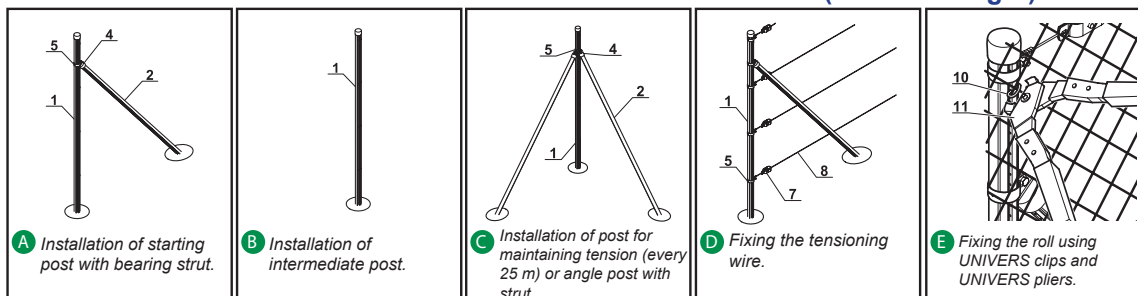


- INSTALLATION WITH SPACING BAR + BRACING WIRE RECOMMENDED FOR NH ≥ 2 M

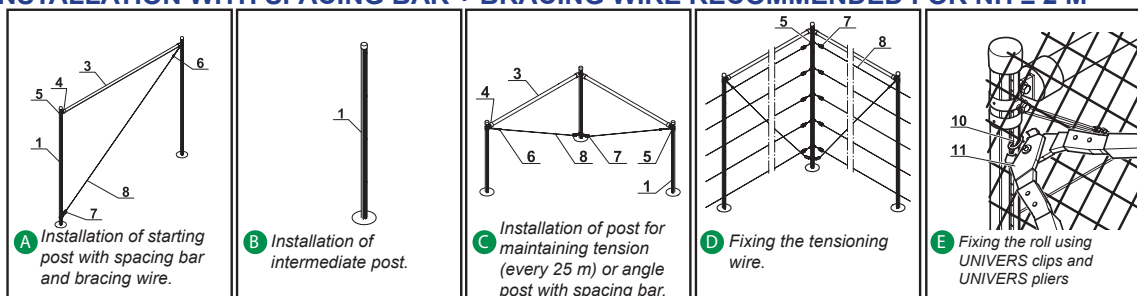


UNIVERS post + Chainlink fence

- INSTALLATION WITH BEARING STRUT RECOMMENDED FOR NH (Nominal Height) < 2 M



- INSTALLATION WITH SPACING BAR + BRACING WIRE RECOMMENDED FOR NH ≥ 2 M



NOMENCLATURE

No.	Description	Finish / Standard	Recommendation
1	UNIVERS post: Ø 38 - Ø 48 or Ø 60	Plastic coated or galvanised	1 per end / 1 per angle / 1 per maintaining tension every 25 m / 1 per intermediate every 2.50 m to 3.00 m
2	Strut: Ø 38 or Ø 48		
3	Spacing bar: Ø 38 or Ø 48		
4	End: Ø 38 or Ø 48		
5	Collar: Ø 38 - Ø 48 or Ø 60 + screws	Plastic coated or Aluminium alloy	1 per strut / 2 per spacing bar
6	Bracing kit (cable fasteners, cable Ø 3.3, stiffener No. 3, junction plate, screws M6 stainless steel)		
7	Stiffeners No. 3 or 4	Stainless steel	1 per strut / 2 per spacing bar / 1 per start of tensioning wire / 1 per maintaining tension
8	Tensioning wire Ø 2.9		1 per spacing bar
9	Fastening wire		1 per tensioning wire depending on the number of rows recommended at each angle, end or for maintaining tension
10	UNIVERS Stainless steel clips	Stainless steel	depending on the number of rows recommended and the linear outline approximately 25 m for 25 m of fence
11	Clippers		number of clips depending on the height of the fence to fix the clips to the posts